

Panasonic
ideas for life

Memory Card Camera Recorder
AG-HMC80 series
(AG-HMC81/HMC82/HMC83/HMC84)

AVCCAM

DV/AVCHD Recording on an SD Memory Card
All with Shoulder-Mount Stability



* SD Memory Card not included



Bundled* with
EDIUS Neo 2 Booster
nonlinear editing software

* Limited time offer. The package model number is the AG-HMC80U series.

AVCHD™

DV

DO DOLBY
DIGITAL
STEREO CREATOR

HDMI™
HIGH-DEFINITION MULTIMEDIA INTERFACE

SD™
MEMORY CARD



AVCCAM 3-Year Warranty Repair Program*
* AG-HMC80 series users qualify for a 3-year warranty on repairs.
Visit the website for details: <www.panasonic.biz/sav/pass_e>

The AG-HMC80 allows you to record in DV or in AVCHD for Full-HD image quality. The versatility of the manual functions meet the needs of many professionals.

This shoulder-type AVCCAM opens up a new world of video production



Snow Covered Mountain

The ruggedly durable SD Memory Card allows the AG-HMC80 series to withstand even harsh conditions with widely changing temperatures.



Newsgathering for TV and Newspaper Websites

The shoulder pad keeps the camera steady and minimizes blurring even when your footing is unstable.



Weddings and Events

The Focus Assist function with face detection capability makes sure that you capture those all-important scenes.



Student Video Production

The Manual Focus Ring lets you adjust the iris and zoom by hand, putting you totally in charge of the shot.



SD Memory Card Recorder: Lower Operating Costs, Better for the Environment

SD Reduces Total Cost of Ownership

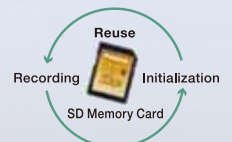
- (1) Faster, easier editing because digitisation is not necessary
- (2) Lower media costs because memory cards are reusable
- (3) Lower maintenance costs because there is no moving mechanism

By reducing editing, media and maintenance costs, AVCCAM can help improve your bottom line. Users can also take advantage of a special 3-year free-repair service program that Panasonic offers for AVCCAM equipment.



The SD Memory Card Helps Preserve the Environment with Its Reusability and Low Power Consumption

The SDHC/SD Memory Card media for the AVCCAM camera recorder is totally free from abrasion and dropout. There is no drive mechanism required, as there is for tape and disc-based recorders, so power consumption is low and size and weight are reduced. Malfunctions are less likely to occur, and there is no need to replace heads or transport components. This translates into lower costs and easier maintenance, greater energy savings, and less waste when the unit is eventually disposed of. All of these features help to conserve the environment.



- 1/4.1 type 3.05-megapixel, progressive 3MOS sensors
- AVCHD (Full High-Definition) and DV (Standard Definition) recording
- 12x optical zoom lens with Optical Image Stabiliser (OIS), and manual focus ring
- Tapeless recording with the reliable, efficient SD Memory Card
- Shoulder-mount style for stable recording
- Versatile Interfaces include XLR audio input, HDMI output, USB 2.0*1 and DV terminal*2 (IEEE 1394 standard)

*1: AVCHD mode only.

*2: DV mode only.



DV

DV recording for conventional standard definition production use



The standard-equipped DV terminal lets you use your existing equipment.

AVCHD

The AVCHD recording for shooting pro-style videos in Full-HD quality



The HDMI terminal lets you instantly monitor Full-HD images.

A shoulder pad for extra shooting stability

- Images are recorded with little blurring
- Excellent mobility allows nimble shooting
- Fatigue is minimal even after shooting for hours



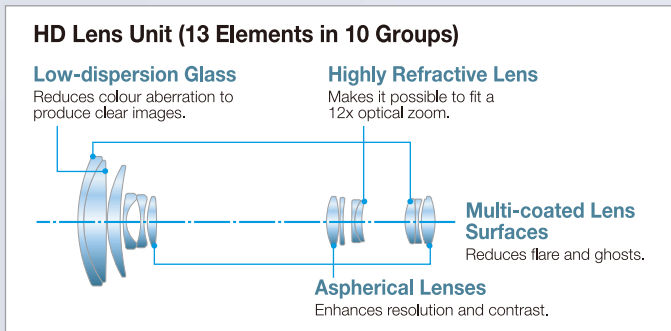
Superb Full-HD Image Quality

A Wealth of High image quality Functions for the Age of Full-HD Precise Tuning Lets You Express Images Exactly as You Intend

Sharp, Crisp Rendering of Every Subject

New HD Lens

Featuring 13 elements in 10 groups, the newly developed lens is ideal for Full-HD recording. The new lens system uses low-dispersion glass and aspherical lenses to reduce colour aberration and boost resolution. Use of a special multi-coating process dramatically reduces flare and ghosts. The result: sharp, crisp, beautifully rendered pictures with vivid colours, delicate nuances, and exceptional shading. This advanced lens also lets you capture 40.8mm wide-angle shots (35mm lens equivalent).



Up to 120x Zoom Power

12x Optical Zoom and 10x Digital Zoom

Even at the 490mm zoom setting (35mm lens equivalent), this advanced 12x optical zoom lens is free of image degradation. And the AG-HMC80 series is also equipped with a digital zoom that instantly magnifies the image by any of three fixed values: 2x, 5x or 10x. Use it together with the 12x optical zoom lens, and you get super magnification equivalent to a 120x zoom, without the drop in light intensity that happens when using a lens extender.

* The image quality decreases as the digital zoom magnification increases.



Image with wide-angle

Image with a 12x optical zoom

Image with a 12x optical zoom x 10x digital zoom (120x)

Take Clear Shots While Walking or Zooming

Optical Image Stabiliser (OIS)

Because the hand-shake correction is done by actually driving the lens, there's none of the image degradation that occurs with electronic stabilisation. You can capture beautiful, high-quality shots even in situations where hand-shake is typically a big problem – such as when zooming, shooting indoors in dim lighting, or shooting outdoors at night.

* Hand-shake from strong vibrations may remain. Also, visible differences may be slight under some conditions.



Image with OIS OFF

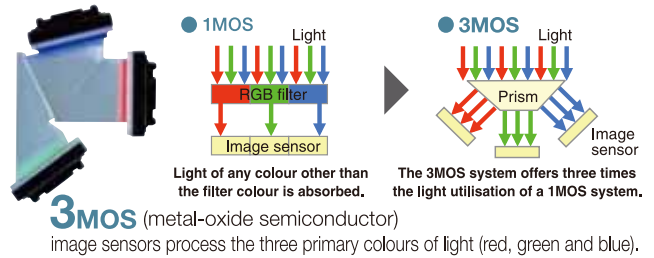
Image with OIS ON

Highly Nuanced Image Expression

3.05-megapixel Progressive 3MOS Sensors

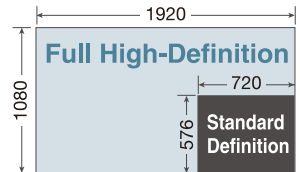
The progressive 3MOS image sensors record Full-HD images with a total, 3.05-megapixel (approx.) resolution [effective motion-image resolution of 2.51 megapixels (approx.)]. This produces full-raster HD images with high resolution and superb image quality. Because each of the three separate image sensors receives one of the three primary colours of light (red, green and blue), they render more precise images and more faithful colours than the single light-receiving 1MOS sensor.

What's the 3MOS System?



High-quality, Full-HD Image Production

Full High-Definition is approx. 6 times the screen resolution of Standard Definition images. It displays stunning, high-resolution images.



Suppresses Blocked Shadows and Blown Highlights

Dynamic Range Stretch (DRS)

A gamma curve and knee slope are estimated to match the contrast of each pixel, and applied in real time. When dark, bright, and intermediate shades are all contained in the same scene, this produces excellent gradation for each shade and minimises blocked shadows and blown highlights. The images that result are enhanced by a visually wider dynamic range.

Images with the Dynamic Range Stretch (DRS) Effect

Image with DRS OFF



Blown highlights are suppressed.

Image with DRS ON



Blocked shadows are suppressed.



High-quality Digital Stills

Still Shots with 10.6-megapixel Resolution (approx.)

The new 3MOS sensors also combine with Panasonic's proprietary Quad-Density Pixel Distribution technology to achieve a resolution that is equivalent to 4 times the normal level. The AG-HMC80 series captures still images with approx. 10.6-megapixel resolution (in still image mode, 3:2 aspect ratio), which approaches the level of a high-performance digital still camera. For example, you can use it to shoot both motion and still images for a website.

* The AG-HMC80 series is not equipped with a flash function. The digital zoom cannot be used.
* Still shot is not available in DV mode.

Highly Detailed Image Composition

Advanced Pro Tuning Functions

● Matrix settings

Lets you choose basic colour hues that convey the desired overall image mood.

NORM1	For colours suited to shooting outdoors or under halogen lights
NORM2	For colours more vivid than NORM1
FLUO	For colours suited to shooting indoors under fluorescent lights
CINE-LIKE	To reproduce colours similar to those in cinemas

● Knee point settings

Controls the highlights within the frame. (AUTO/LOW/MID/HIGH)

● Adjustable H detail level, V detail level, detail coring and skin detail

Corrects edges and removes image noise.

● Adjustable chroma level, chroma phase, colour temp and master pedestal

Sets the basic levels for brightness and other signals.

● Two scene files

The AG-HMC80 series can save two sets of camera settings as scene files for instant recall later in similar shooting conditions.

Cine-like Gamma Curves

7-mode Gamma for Richer Gradation

Drawing on technologies developed for the VARICAM HD camera recorder for digital cinema, Panasonic has equipped the AG-HMC80 series with advanced gamma functions that address seven different shooting scenarios and enhance your creative abilities. This includes the cine-like gamma, which produces the characteristic warm tone of film recordings.



Image with VIDEO GAMMA



Image with CINE-LIKE GAMMA

■ AG-HMC80 series Gamma Modes

HD NORM	Suitable for HD recording
LOW	Works to flatten out a high contrast scene
SD NORM	Normal setting for SD (This was available in the DVX100 series.)
HIGH	Expands the tone of dark parts and makes a brighter image. The contrast softens.
B.PRESS	Makes the contrast sharper than LOW
CINE-LIKE D	The Cine-like mode shifted to prioritise dynamic range
CINE-LIKE V	The Cine-like mode shifted to prioritise contrast



High-quality Recording Technology

Extended Video Recording on an SD Memory Card Supporting Both DV Mode and AVCHD Mode

AG-HMC80 series recording format

HD Recording Format	
1080	1080/50i
1080 (only PH mode)	1080/25p
720 (only PH mode)	720/50p, 720/25p
SD Recording Format	
576	576/50i, 576/25p

AG-HMC80 series recording mode and recording time

Recording Mode	Image Size (H x V)	Bit Rate	Max. Recording Time with a 32GB SDHC Memory Card	
AVCHD	PH Mode	1920 x 1080 1280 x 720	Approx. 21 Mbps (Average), Max. 24 Mbps	Approx. 180 minutes
	HA Mode	1920 x 1080	Approx. 17 Mbps (Average)	Approx. 240 minutes
	HG Mode	1920 x 1080	Approx. 13 Mbps (Average)	Approx. 320 minutes
	HE Mode	1440 x 1080	Approx. 6 Mbps (Average)	Approx. 720 minutes
DV Mode	720 x 576	Approx. 25 Mbps (Average)	Approx. 128 minutes	

* A Class 6 or higher SDHC or SD Memory Card is required for DV recording. A Class 4 or higher SDHC or SD Memory Card is required for PH and HA recording. Use a Class 2 or higher SDHC or SD Memory Card for other modes. (Panasonic SDHC or SD Memory Cards are recommended.)

High-end AVCHD Image Quality

High Bit Rate of the Pro-use PH Mode

The AG-HMC80 series features the image-enhancing PH mode that Panasonic developed exclusively for AVCCAM camera recorders. It delivers a maximum AVCHD bit rate of 24 Mbps (average: 21 Mbps). Designed for professional image production, this mode lets you record 1080/25p and 720 progressive images in addition to 1080/50i from the AG-HMC80 series's 1920 x 1080 full-raster HD images.

AVCHD

AVCHD Format for High-quality, Efficient HD Recording

This format complies with the latest H.264 motion image compression standard, and employs the High Profile standard to improve compression efficiency. Featuring twice the compression efficiency of HDV (MPEG-2), the AG-HMC80 series achieves extended HD recording.

MPEG-4 AVC/H.264 Technologies

- Intra-frame Prediction
- Variable Block Size Motion Compensation
- Loop Filter Prevents the Propagation of Compression Distortion
- New Entropy Encoding 'CABAC'

Comparison of HD Recording Formats

	HDV	AVCHD
Pixel (H x V)	1440 x 1080	1920 x 1080
Compression Method	MPEG-2	MPEG-4 AVC/H.264



Image in HDV



Image in AVCHD (PH mode)

Standard Definition Image Quality Recording

DV Compression Recording Supported

In addition to AVCHD recording, the AG-HMC80 series provides DV recording thanks to the application of a number of P2 HD based technologies to this shoulder type AVCCAM. This means that you can continue using your present editing system just as it is. Images are recorded onto an SD Memory Card, for greater efficiency than conventional tape-based recording.

Ease, Efficiency, Reliability

Large-capacity SDHC Memory Card

Unlike with videotape, there's no need for cueing with the SDHC Memory Card because recording automatically begins in a blank section of memory. Nor do you have to worry about accidentally recording over important footage. You can delete unwanted clips instantly right on the spot to preserve memory capacity. Editing after shooting is smooth and easy, with no need for digitising. The tiny SDHC Memory Card is durable, too. Its operating range is from -25°C to 85°C, so you can stop worrying about harsh temperatures or condensation and just concentrate on your shooting. And of course, you never have to worry about problems with dropouts or clogged heads.

- Using the high compression efficiency of the AVCHD format, up to 720 minutes of HD data can be recorded onto a single SDHC Memory Card.
- Combined with a maximum data transfer speed of 22 MB/s,* this makes data transfers to computers easy and effortless.
- SDHC Memory Cards are inexpensive and can be easily purchased on location when needed.

* Data transfer speed varies depending on the usage of SD devices. The speed given here is the maximum speed according to Panasonic specification.

More Efficient than Tape

Versatile Solid-state Recording Functions

Shot mark

To simplify shot selection, you can add a mark to the thumbnail images of each clip. You can then display and play only the clips that have shot marks.

Pre-REC

This helps to ensure you always get the shot you want, by letting you continuously store, and subsequently record, images and sounds for three seconds before the REC button is pressed in standby mode.

REC check

You can check the end of the most recently recorded clip with one-touch ease.

Last clip delete

Only the most recently recorded clip is deleted with this one-touch function, adding practical convenience to everyday operation. It can be assigned as a User button function if desired.

Meta-data recording*

The date, camera operator, location, title and other information can be added to the video data.

* In AVCHD mode only.



Professional Function

Quick Response to Change in Shooting Conditions Assist Functions Support Professional Video Production



DV Shooting and Recording Images

Selected From Three Sizes

The AG-HMC80 series has three modes for shooting and recording in DV mode. It can be selected from Side crop, Letter box or Squeeze.



Image with Side crop

Image with Letter box

Image with Squeeze

High-resolution Screen for Recorded Image Confirmation

6.9 cm (2.7 inch) Wide-screen EVF/LCD Monitor

The 230,000-pixels (approx.) electronic viewfinder (EVF) lets you check even fine details in the image. Raising the viewfinder instantly switches it to a 6.9 cm (2.7 inch) wide LCD monitor, so you can easily check the result after shooting. Plus, the viewfinder tilts up or down, and slides to the right or left, to provide the optimal position for use.



Lower the viewfinder for use as an EVF.

Raise the viewfinder for use as an LCD monitor.

Self-portrait shooting

Self-portrait shooting is possible if the viewfinder is rotated 180° towards the lens. You can make them appear better by reversing left and right.

* Only the image display is reversed. The recorded image remains in its original orientation.



Fast Scene Searches

LCD Monitor Thumbnail View

Image data is recorded as a file for each scene. Thumbnail images and file information are automatically attached to each file to enable smooth, easy confirmation and deletion of files displayed on the LCD monitor.



Image in AVCHD mode

Image in DV mode

Iris Adjustment and Zoom Operation

Manual Focus Ring

The manual focus ring can be used to control the iris too, by switching the Focus Ring (Focus/Iris) selector. Use it whichever way best fits the shooting situation. For example, you can set the camera to Auto Focus and use the manual focus ring to control the zooming. You can also add backlight correction or spotlight correction to the auto iris function.

* Use the menu to select whether the ring controls the iris or the zoom.

Adjust the Image Quality


While Watching the Signal Level

Waveform Monitor Display

A horizontal analysis of the input signal's brightness level can be displayed on the monitor. This lets you highly accurately adjust the standard black and white levels while checking the Waveform Monitor (WFM).

* WFM not displayed in "DV in" mode.

Easy-to-see LCD



Quick, Easy Focusing

HD Focus Assist

Centre zoom/Focus bar function

The centre zoom function enlarges the centre of the frame for better visibility, and HD focus assist displays a bar that grows and shrinks to indicate the degree of focusing.




Image without a centre zoom

Focus Bar

Image with a centre zoom

Push Auto function

Pressing the Push Auto button in manual mode temporarily activates the Auto Focus (AF) system for quick focusing.

Face Detection function

The AG-HMC80 series features the Face Detection function. It "recognises" faces near the centre of the screen and focuses on them.*

* The AG-HMC80 series does not offer AF tracking.



Image with Face Detection function

Standard Definition Video Output Capability Diverse Interfaces Expand Applications



On-site Recording and Monitoring

Convenient Recording Functions

Interval REC

You can make automatic, intermittent recordings at set intervals from one frame per second to one frame every two minutes. For example, use Interval REC to record operations at a construction site, to shoot sunsets, or to capture time-lapse recordings of blooming.

*The maximum recording interval is 24 hours.



Time stamp

You can insert time and date information into the video signal. This could be convenient, for example, when observing animals over an extended period, in certain academic uses, in surveillance, court reporting, legal depositions or law enforcement applications.

*Only for motion images.



Image with time stamp

Wide Range of Settings

Slow Shutter and Synchro Scan Functions

The slow shutter function uses image accumulation to allow shutter speeds with frame rates reduced by half or more. The accumulation method provides bright-colour images with less noise than those captured using conventional gain-up, so you get the higher sensitivity needed for nighttime shooting without illumination. And the Synchro Scan function is ideal for capturing images on monitors.

One-touch Operation of Key Functions

Three User Buttons

The AG-HMC80 series lets you assign any three of the following 14 functions to the three User buttons for instant access.

- INH
- (PUSH) AF
- BACKLIGHT
- SPOTLIGHT
- BLACKFADE
- WHITEFADE
- ATW
- ATW LOCK
- HIGH GAIN
- D.ZOOM
- EVF DTL
- SHOT MARK
- LAST CLIP
- WFM

Other Professional Features

- **White balance:** 2-value memory (channel A, channel B), 2-value preset (3200k, 5600k) and Auto Tracking White (ATW).
- **Mode check:** Displays a list of the camera settings on the viewfinder and monitor.
- **Zebra:** Select any level from among 50% to 105%, in 5% steps.
- **Centre marker:** Provides an accurate numeric display of the brightness at screen centre.
- **Colour bar:** Provides a useful test pattern for setting up your monitor and 1 kHz, audio test tone.
- **TC/UB recording:** Provides a built-in SMPTE time-code generator.
- **Camera remote:** Controls zoom, REC, Focus and Iris. Allows use of any camera remote controller that is compatible with the AG-DVX100/HVX200(A)/HMC150/HMC40 series.
- **Smooth zoom stop:** Use the menu to select standard or smooth zoom stopping.

Professional-level Audio

XLR Line/Microphone Input

The AG-HMC80 series comes equipped with a built-in stereo microphone and with XLR-type audio input terminals (2 channels, mic/line switchable, 48V compatible) on the rear panel. You can switch audio channels 1 and 2 separately to either line or front microphone input, which is especially useful when recording interviews or narration.

*In addition, an external microphone terminal (3.5mm stereo mini jack) is equipped.

Standard Definition Down-conversion Output Recording or Playback Images

The AG-HMC80 series is equipped with HDMI (High Definition Multimedia Interface) output, component video outputs and composite output (BNC), allowing HD images to be down-converted and output as Standard Definition images while they are being recorded or played. At the same time, a 16:9 or 4:3 aspect ratio can be selected for Side crop, Letter box, or Squeeze images. Audio output (RCA terminal) enables a wide variety of applications, such as viewing on an external monitor or Standard Definition dubbing.

*AVCHD mode only.

Monitor Connection

HDMI Output Terminal

The AG-HMC80 series is equipped with an HDMI output terminal for digital transferring of high-quality HD video and audio signals.

*AVCHD mode only.

*The AG-HMC80 series cannot output HDMI, component and composite signals at the same time. Also, a separately purchased cable may be required for connecting the AG-HMC80 series to a professional monitor.

PC Connection via

USB 2.0 (Type B)

The standard USB terminal (Type B) allows the AG-HMC80 series to connect to a Windows PC/Mac in device mode. This lets a Windows PC/Mac installed with the provided AVCCAM Viewer software to upload, copy, and write HD video files, as well as transfer them to AVCHD-compatible editing software for HD production. DV files can also be transferred via USB 2.0, when the camera recorder is set in AVCHD mode.

*AVCHD mode only.

Linkable with Existing Equipment

DV Terminal Provided as a Standard Feature

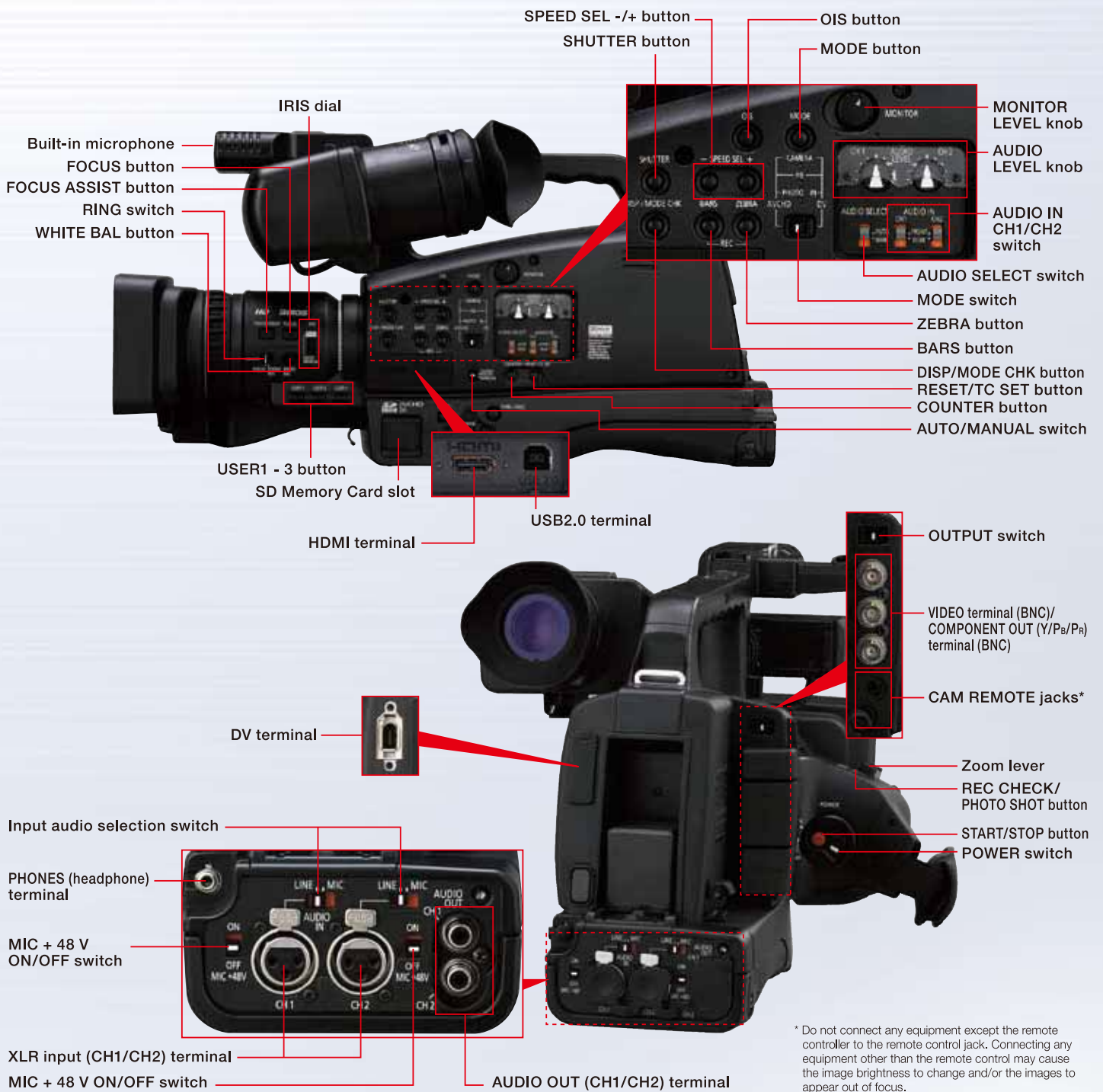
The AG-HMC80 has an IEEE 1394-compliant DV (6 pin) output terminal. Simply connect it to an existing DV nonlinear editor for transmitting its DV compression stream output.

*DV mode only.

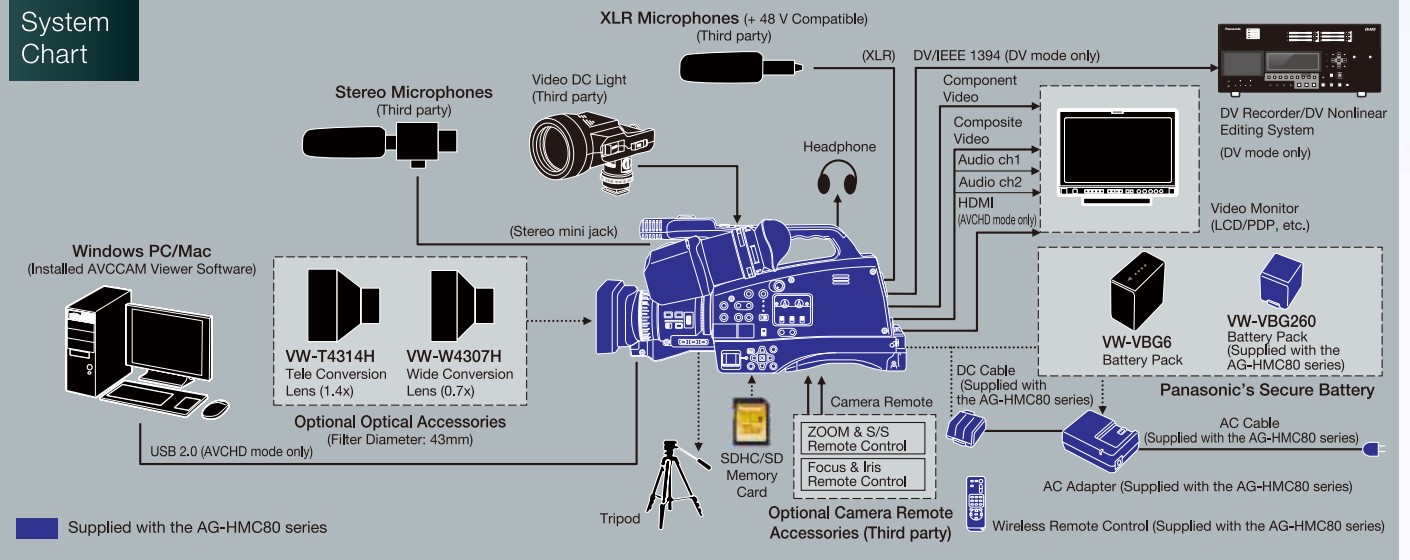
*File transfers are not supported.

*AVCHD files cannot be converted to DV files and output via IEEE1394 (DV terminal).





System Chart



A Host of Software to Support Production

● AVCCAM Viewer*1 (Download it for free)

AVCCAM Viewer for Windows PC/Mac² makes it easy to preview AVCCAM files and other AVCHD motion images, still images and meta-data, with very simple operation. Files can be played from an SDHC/SD Memory Card, BD (Blu-ray Disc™), or hard disk, and saved to a PC (hard disk) from an SDHC/SD Memory Card or BD. Files can also be copied or deleted, meta-data can be displayed, and data can be written to an SDHC/SD Memory Card or BD³.



[Windows PC]

- CPU: Intel® Core™2 Duo (2.4 GHz or faster)
- OS: Microsoft® Windows® 7 (32 bit), Windows Vista® SP1 (32 bit), Windows XP SP2 or later (32 bit)
- RAM: 1024 MB or more for Windows Vista, 512 MB or more for Windows XP (1024 MB or more recommended)

[Mac]

- CPU: Intel® Core™2 Duo (2.6 GHz or faster)
- OS: Mac OS X 10.6 (Snow Leopard)/10.5 (Leopard)/10.4 (Tiger)
- RAM: 1024 MB or more (2048 MB or more recommended)

- *1: AVCCAM Viewer doesn't support DV files.
 *2: Copying and playing data on BD (BD-RE Ver3.0) are not supported by Mac OS X 10.4 (Tiger).
 *3: Do not insert a disc [DVD (AVCHD)] produced with the provided HD Writer 2.5E software into a device that does not support the AVCHD standard. If it is inserted into such a device, the disc may not eject. Also, do not play the disc with a device that does not support the AVCHD standard.

● AVCCAM Restorer

The AVCCAM Restorer is software for restoring inconsistencies in video data recorded on an SDHC/SD Memory Card. The software mainly targets inconsistent data created under the following conditions.

- When the camera recorder fails to complete writing of the file in the normal manner due to the power being cut or the like.
- When the writing of the recorded video data to the SDHC/SD Memory Card has failed.

[Windows PC]

- CPU: Intel® Core™2 Duo (2.4 GHz or faster)
- OS: Microsoft Windows 7 (32 bit), Windows Vista SP1 (32 bit), Windows XP SP2 or later (32 bit)
- RAM: 1024 MB or more (2048 MB or more recommended)

[Mac]

- CPU: Intel® Core™ Duo (2.0 GHz or faster)
- OS: Mac OS X 10.6 (Snow Leopard)/10.5 (Leopard)/10.4 (Tiger)
- RAM: 1024 MB or more (2048 MB or more recommended)

- *This software can only be used with AVCHD clips recorded with a Panasonic AVCCAM series camera.
 *Note that it will not always be possible to restore the data using this software.
 *This software targets recorded data that has been damaged for restoration. It is not capable of performing processing to restore deleted data.

● AVCCAM SD Card File Recovery (Coming soon)

The AVCCAM SD Card file recovery is software for repairing the file which was erased or formatted accidentally.

[Windows PC]

- CPU: Intel® Core™2 Duo (2.4 GHz or faster)
- OS: Microsoft Windows 7 (32 bit), Windows Vista SP1 (32 bit), Windows XP SP2 or later (32 bit)
- RAM: 1024 MB or more (2048 MB or more recommended)

[Mac]

- CPU: Intel® Core™ Duo (2.0 GHz or faster)
- OS: Mac OS X 10.6 (Snow Leopard)/10.5 (Leopard)/10.4 (Tiger)
- RAM: 1024 MB or more (2048 MB or more recommended)

- *This software can only be used with AVCHD, DV and JPEG clips recorded with a Panasonic AVCCAM series camera.
 *Note that it will not always be possible to repair the file using this software.

Copying onto BDs/DVDs with BD/DVD Recorder

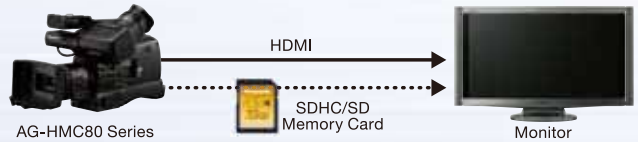
You can easily copy AVCHD files onto the built-in HDD of a Panasonic BD/DVD recorder. You can also copy HD images onto a BD/DVD.



*Needs to be compatible with AVCHD. BD/DVD recorder is not available in some areas.

HD Playback on a Monitor

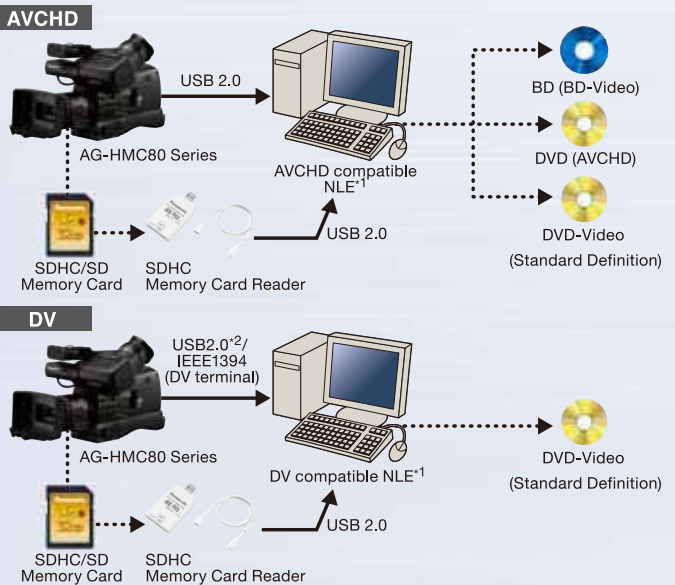
Full-HD images recorded in AVCHD can be previewed on a monitor.



*Needs to be compatible with AVCHD playback. Use an HDMI cable with Type A terminal. (Not compatible with VIERA Link)

AVCHD/DV Nonlinear Editing (NLE)

Compatibility with existing editing environments AVCHD/DV files can be transferred at high speed by using the USB 2.0 interface to connect the AG-HMC80 series or an SDHC/SD Memory Card reader to a Windows PC/Mac. This dramatically improves productivity when compared with the time-consuming task of digitising. The AG-HMC80 series can also connect to NLE compatible with DV editing via IEEE1394 (DV terminal). The recorded DV files can be edited the same as a conventional tape based DV cameras/recorders.



*1: New AVCHD/DV transcoder software is available for free downloading on the following website. <<https://www.pavc.panasonic.co.jp/pro-av/support/desk/e/download.htm>>

*2: To Transfer DV files USB2.0, the camera recorder needs to be set AVCHD mode.

Bundled¹ with EDIUS Neo 2 Booster Nonlinear Editing Software² (Windows PC only)

This software makes it simple and easy to edit full-HD images, and also lets you burn BDs and DVDs.



■ Features

- The EDIUS Neo 2 Booster allows for real-time, native editing of AVCHD video.
- Without special hardware, AVCHD codec engine can process more than 3 real-time streams simultaneously, (tested with an Intel® Core™ i7 CPU system)
- It supports Windows 7.

[PC Minimum System Requirements]

- CPU: Intel® or AMD CPU 3.0 GHz or faster (Multiple CPUs or multi-core CPUs are recommended. SSE2 and SSE3 instruction sets supported. Intel® Core™2 Duo or faster required for real time AVCHD editing- Core™ i7 recommended.)
- OS: Microsoft Windows 7 (32 bit/64 bit) (Home Premium/Professional/Ultimate) Microsoft Windows Vista SP1 (32 bit/64 bit) (Home Basic/Home Premium/Business/Ultimate), Windows XP SP2 or above (32 bit) (Home/Professional)
- RAM: 1 GB or more (2 GB or more recommended)

*1: Limited time offer. The package model number is AG-HMC81EU/HMC82ENU/HMC83MCU/HMC84ERU

*2: Only the EDIUS Neo 2 Booster install disc is bundled with this package. The Bonus Content CD is not included with the bundle version. Also, PASS registration is required to install the software.

- For more details, please visit the following website: <<http://pro-av.panasonic.net/>> (Starting AVCCAM EDIUS Neo 2 Booster Bundle Sales)
- For details about EDIUS Neo 2 Booster, please visit: <http://www.grassvalley.com/products/edius_neo_2_booster>

AVCCAM Viewer, AVCCAM Restorer and AVCCAM SD Card Recovery software can be downloaded for free from the following Panasonic website. PASS registration is required. For details, please visit the following website and click on "Support and Downloading Information." <<https://www.pavc.panasonic.co.jp/pro-av/support/desk/e/download.htm>>

**VW-VBG260**

Battery Pack
• 7.2V 2,640mAh
(Supplied with the AG-HMC80 series)

**VW-VBG6**

Battery Pack
• 7.2V 5,800mAh

**VW-W4307H**

Wide Conversion Lens

**VW-T4314H**

Tele Conversion Lens

*These options are not available in some areas.

Specification

As of August 2010.

[GENERAL]

Power Supply:	DC7.2 V (using with battery), 7.3 V (using with AC adapter)
Power Consumption:	11 W
Operating Temperature:	0 °C to 40 °C
Operating Humidity:	10 % to 80 % (No condensation)
Weight:	Approx. 3.2 kg (camera recorder only) Approx. 3.3 kg (including SD Memory Cards, supplied battery)
Dimensions (W x H x D):	267 mm x 233 mm x 458 mm excluding the projection part

[CAMERA]

Pick-up Device:	3MOS 1/4.1 type progressive modes supported
Picture Elements:	Total: Approx. 3.05 megapixels x 3 Effective (video): Approx. 2.51 megapixels x 3 (16:9) Effective (still image): Approx. 2.32 megapixels x 3 (4:3), Approx. 2.65 megapixels x 3 (3:2), Approx. 2.51 megapixels x 3 (16:9)
Lens:	Lens with optical image stabiliser, motorised/manual mode switching, 12x zoom, F1.8 to 2.8 (f=4.0 mm to 48 mm) 35 mm equivalent (video): 40.8 mm to 490 mm (16:9) 35 mm equivalent (still image): 41.3 mm to 496 mm (3:2), 40.8 mm to 490 mm (16:9), 45.0 mm to 540 mm (4:3)
Filter Diameter:	43 mm
Optical Colour Separation:	Prism system
ND Filter:	Automatic On/Off interlock with iris
Minimum shooting distance:	Approx. 0.9 m
Gain Selection:	<Motion Image> 0 dB to 24 dB (Variable in 1 dB step; USER button allocation; up to 34 dB using the High Gain setting) <Still Image> 0 dB to 18 dB (Variable in 1 dB step)
White balance:	ATW, ATW LOCK, preset 3200 K, preset 5600 K, Ach or Bch
Shutter Speed: (Preset)	<Motion Image> 50i/50p mode: 1/50 sec. to 1/2000 sec. (7 steps) 25p mode: 1/25 sec. to 1/2000 sec. (8 steps) <Still Image> 1/2 sec. to 1/2000 sec. (16 steps)
Shutter Speed: (Synchro Scan)	50i/50p mode: 1/50.0 sec. to 1/250.0 sec. 25p mode: 1/25.0 sec. to 1/250.0 sec.
Slow Shutter Speed:	50i/50p mode: 1/2 sec., 1/3 sec., 1/6 sec., 1/12 sec., 1/25 sec. 25p mode: 1/2 sec., 1/3 sec., 1/6 sec., 1/12 sec.
Minimum Luminance:	Approx. 1 lx (Gain: 34dB, Slow Shutter: 1/2 sec.)
Digital Zoom:	2x/5x/10x (Assigned to the USER button, for switching zoom levels. Only available for 1080/50i, 720/50p, 576/50i)

[Video Recording (AVCHD mode)]

Recording Format:	AVCHD
Compression Method:	MPEG-4 AVC/H.264
Recording Media*1:	SD Memory Card : 512 MB, 1 GB, 2 GB (FAT12, FAT16) SDHC Memory Card : 4 GB, 6 GB, 8 GB, 12 GB, 16 GB, 32 GB (FAT32)
Recording Video Format:	PH mode: 1080/50i, 1080/25p (over 50i), 720/50p, 720/25p (over 50p) HA, HG and HE mode: 1080/50i only
Transmission Rate:	PH mode: Approx. 21 Mbps (VBR) HA mode: Approx. 17 Mbps (VBR), HG mode: Approx. 13 Mbps (VBR) HE mode: Approx. 6 Mbps (VBR)
Recording Time:	Approx. 180 minutes (In PH mode with 1920 x 1080 pixels and using a 32 GB SDHC Memory Card)
Interval REC*2:	1sec. / 10sec. / 30sec. / 1min. / 2min. / OFF
SD Memory Card:	Max. recordable clips per card: 900 (after formatting, without removing/inserting the card) Max. playable clips: 1,000 (up to 1,000 clips displayed)
Thumbnail View:	9 frames/page
Editing Functions:	Delete, write-protect
Formatting Function:	Yes

[Video Recording (DV mode)]

Recording Format:	DV
File Format:	AVI Type2
Recording Media*3:	SD Memory Card: 512 MB, 1 GB, 2 GB (FAT12, FAT16) SDHC Memory Card: 4 GB, 8 GB, 16 GB, 32 GB (FAT32)
Recording Video Format:	576/50i, 576/25p (over 50i)
Recording Time*3:	Approx. 128 minutes (In DV mode, using a 32 GB SDHC Memory Card)
Interval REC*4:	1sec. / 10sec. / 30sec. / 1min. / 2min. / OFF
SD Memory Card:	Max. recordable clips per card: 999 (after formatting, without removing/inserting the card) Max. playable clips: 999 (up to 999 clips displayed)
Thumbnail View:	12 frames/page
Editing Functions:	Delete
Formatting Function:	Yes

[Still Picture*5]

Compression Method:	JPEG (DCF/Exif 2.2 standard), DPOF
Recording Media:	SD Memory Card: 8MB, 16MB, 32MB, 64MB, 128MB, 512MB, 1GB, 2GB (FAT12, FAT16) SDHC Memory Card: 4GB, 6GB, 8GB, 12GB, 16GB, 32GB (FAT32)
Recording Pixels:	[4:3] 9 megapixels / 8 megapixels / 5 megapixels / 0.3 megapixels [3:2] 10.6 megapixels / 7 megapixels / 4.5 megapixels [16:9] 10 megapixels / 6 megapixels / 3.5 megapixels
Quality:	Fine/Normal
Flach Function:	No
Number of Recordable Still Pictures*6 (approx):	[4:3] 6030 (9M 3520 x 2640 pixels)*7 [3:2] 5300 (10.6M 3984 x 2656 pixels)*7 [16:9] 5580 (10M 4224 x 2376 pixels)*7

[Video System (AVCHD mode)]

Video Signals:	1080/50i, 720/50p
HDMI Output:	HDMI x 1 (HDMI Type A terminal), 1080/50i, 720/50p, 576/50p (Not compatible with VIERA Link)
Component Output:	BNC x 3, Y: 1.0 V [p-p], 75 Ω, Pb/Pr: 0.7 V [p-p], 75 Ω
Composite Output*8:	BNC x 1, 1.0 V [p-p], 75 Ω

[Video System (DV mode)]

Video Signals:	576/50i
Component Output:	BNC x 3, Y: 1.0 V [p-p], 75 Ω, Pb/Pr: 0.7 V [p-p], 75 Ω, 576/50i
Composite Output*8:	BNC x 1, 1.0 V [p-p], 75 Ω

[Audio System (AVCHD mode)]

Compression Method:	Recording/Playback: Dolby Digital (2 ch)
Sampling Frequency:	48 kHz
Quantization:	16 bit
Compression Bit-rate:	PH mode: 384 kbps, HA, HG and HE mode: 256 kbps

[Audio System (DV mode)]

Video Signals:	Recording/Playback: Linear PCM (Digital/2 ch)
Sampling Frequency:	48 kHz
Quantization:	16 bit

[Audio IN/OUT]

XLR Input:	XLR (3 pin) x 2 (CH1, CH2), High impedance LINE/MIC switching, LINE: 0 dBu, MIC: -50/-60 dBu (menu switching), MIC + 48 V ON/OFF (switching)
Internal Microphone:	Stereo microphone
Audio Output:	Output: 316 mV, 600 Ω, pin jack x 2 (ch1, ch2)
HDMI Output (AVCHD mode only):	2 ch (Linear PCM), 5.1 ch (Dolby Digital)
Headphone:	Stereo mini jack (3.5 mm diameter) x 1, -16 dBV (with 32 Ω load, Monitor VR max)
Internal Speaker:	20 mm (round) x 1
External Microphone Input:	-70 dBV (Mic sensitivity: -50 dB equivalent, 0 dB=1 V/Pa 1 kHz) Stereo mini jack (3.5 mm diameter) (Not compatible with plug-in power microphone)

[Other Connectors]

USB (AVCHD mode only):	Card reader function (no copyright protection support), USB Type B connector, USB 2.0-compliant, PictBridge-compatible
CAM REMOTE:	Super mini jack (2.5 mm diameter) (ZOOM, S/S), Mini jack (3.5 mm diameter) (FOCUS, IRIS)
DV (DV mode only):	6 pin (IEEE1394 format compliant), digital input/output

[Viewfinder]

LCD Monitor:	6.9 cm (2.7 inch) wide-type LCD colour monitor (approx. 230,000 pixels)
--------------	---

[Standard Accessories]

AC adapter/charger, 2640 mAh battery pack (secure type), AC cable, DC cable (catch type), Wireless remote controller with button-type battery, Eye cup, Shoulder Strap, CD-ROM, AVCCAM Restorer (Windows PC/Mac)
The following accessories are attached to the unit.
Large-sized lens hood with wide angle of view, Lens hood cap, XLR audio adaptor cap

*1: SDHC/SD Memory Card (8 MB to 32 GB) can be used for storing/reading scene file and user file, and reading metadata. SDXC Memory Cards cannot be used with this product.

*2: Records only in PH mode, 1080/25p. The maximum recording interval is 24 hours.

*3: SDXC Memory Cards cannot be used with this product.

*4: A Class 6 or higher SDHC or SD Memory Card is required for DV recording.

*5: Records only 576/50i. The maximum recording interval is 24 hours.

*6: Still shot is not available in DV mode.

*7: The number of recordable still pictures varies depending on the subject and whether both Fine and Normal mode pictures are included.

*8: Fine mode, using a 32 GB SDHC Memory Card.

*9: Shares analog component terminal (Y terminal) (SW switching).

Analog component signals and composite signals cannot be output at the same time.

*Weight and dimensions shown are approximate. Specification is subject to change without notice.

P2 Asset Support System The member's service program

Providing valuable information when you need it

P2 Asset Support System assists your AVCCAM use by providing extended warranty repair & various technical information (update notices, operation guides, etc.) upon registration.

Free registration, no membership fees

■ 3-year extended warranty repair program

Exclusive offer for AVCCAM!

Maximum 3-year extended warranty repair is applied for AVCCAM models after registration. Several other services are also provided to members.



1st year	2nd year	3rd year
Basic warranty*1	AVCCAM Extended warranty repair*2	

* Not all models are eligible for extended warranty coverage.

* Please note that this extended warranty is not available in some countries/regions. See the website below for details.

*1: The basic warranty period may vary depending on the country/region. See the enclosed warranty card for warranty coverage.

*2: Not all repair work is covered by this extended warranty. See the enclosed warranty card for warranty coverage.

The maximum warranty period may be adjusted depending on the number of hours the device has been used.

■ Latest news only for you

In the member's website, information is selected and presented for your models. To be alerted to new firmware information and other releases, an email newsletter can be subscribed to.

■ Document library

You can browse through and find various technical information (operation guides, technical descriptions, etc.) quickly from the library.

■ Manage your equipment

You can easily know the update status and past service history of each unit, and can leave comments in free text as memos about your equipment.

Details and user registration: http://panasonic.biz/sav/pass_e

*AVCHD and the AVCHD logo are registered trademark of Sony Corporation and Panasonic Corporation "Blu-ray Disc" and the Blu-ray Disc logo are trademarks. Dolby and the double-D symbols are trademarks of Dolby Laboratories. HDMI and the HDMI logo and High-Definition Multimedia Interface are trademarks or registered trademarks of HDMI Licensing, LLC. SD Logo is a trademark. SDHC logo marks are a registered trademark. Apple, Macintosh, Mac OS, Quick Time and Final Cut Studio are trademarks of Apple Inc., registered in the U.S. and other countries. EDIUS is a trademark of Thomson Canopus Co., Ltd. Intel, Celeron, Pentium, Core and Xeon are trademarks of Intel Corporation, registered in the U.S. and other countries. Microsoft, Windows and the Windows logo are either registered trademarks or trademarks of Microsoft Corporation in the United States and/or other countries.

Please refer to the latest Nonlinear Compatibility Information, AVCHD Support and Download and Service Information, etc. at panasonic website.



<http://pro-av.panasonic.net/>

Panasonic®

Panasonic Corporation
Systems Business Group
 2-15 Matsuba-cho, Kadoma, Osaka 571-8503
 Japan
 Phone +81 6 6901 1161 Fax +81 6 6908 5969
<http://pro-av.panasonic.net/>

[Countries and Regions]

Argentina	+54 1 308 1610	Lebanon	+96 11665557
Australia	+61 2 9986 7400	Malaysia	+60 3 7809 7888
Bahrain	+973 252292	Montenegro, Serbia	+41 (0) 26 466 25 20
Belgium	+32 (0) 2 481 04 57	Netherlands	+31 73 64 02 577
China	+86 10 6515 8828	New Zealand	+64 9 272 0100
Hong Kong	+852 2313 0888	Norway	+47 67 91 78 00
Czech Republic	+420 236 032 552/511	Pakistan	+92 5370320 (SNT)
Denmark	+45 43 20 08 57	Palestine	+972 2 2988750
Egypt	+20 2 23938151	Philippines	+63 2 633 6163
Finland, Latvia, Lithuania, Estonia	+358 (9) 521 52 53	Poland	+48 (22) 338 1100
France	+33 (0) 1 55 93 66 67	Portugal	+351 21 425 77 04
Germany/Austria	+49 (0) 611 235 0	Romania	+40 21 211 4855
Greece	+30 210 96 92 300	Russia & CIS	+7 495 9804206
Hungary	+36 (1) 382 60 60	Saudi Arabia	+96 626444072
India	+91 120 247 1000	Singapore	+65 6270 0110
Indonesia	+62 21 385 9449	Slovak Republic	+421 (0) 2 52 92 14 23
Iran (Vida)	+98 21 2271463	Slovenia, Albania, Bulgaria, Serbia, Croatia, Bosnia, Macedonia	+36 (1) 382 60 60
(Panasonic Office)	+98 2188791102	South Africa	+27 11 3131622
Italy	+39 02 6788 367	Spain	+34 (93) 425 93 00
Jordan	+962 6 5859801	Sweden	+46 (8) 680 26 41
Kazakhstan	+7 727 298 0891	Switzerland	+41 (0) 41 259 96 32
Kuwait	+96 522431385	Syria	+963 11 2318422/4
		Thailand	+66 2 731 8888

Turkey +90 216 578 3700
 U.A.E. (for All Middle East) +971 4 8862142
 Ukraine +380 44 4903437
 U.K. +44 (0)1344 70 69 20
 Vietnam +848 38370280



JQA-0443



Factories of Systems Business Group have received ISO14001:2004-the Environmental Management System certification. (Except for 3rd party's peripherals.)